



ش.م.ك. مجموعة
الصناعات الوطنية
(القايسة)

NI Group

National Industries Group
(Holding)

الإدارة العامة Head Office

ص. ب. : 417، الصفاة، الكويت، 13005

P.O.Box : 417, Safat, Kuwait, 13005

هاتف : (965) 24849466 Tel.:

هاتف : (965) 24844739 Opt.:

فاكس : (965) 24839582 Fax:

بريد الكتروني: mona.yousef@nig.com.kw e-mail:

www.nig.com.kw

الكويت في 2023/05/18

إشارة ٥١٥ - ٩/٢/١٤٤٤ هـ

Mr. Mohammad Saud Al-Osaimi
Chief Executive Officer- Boursa Kuwait Company
Greetings,

السيد / محمد سعود العصيمي المحترم
الرئيس التنفيذي - شركة بورصة الكويت
تحية طيبة وبعد،،،

Subject: NIND's Analyst / Investor Conference

**الموضوع : انعقاد مؤتمر المحللين / المستثمرين لمجموعة
الصناعات الوطنية القايسة ش.م.ك عامة**

With reference to the above aforementioned, and requirements stipulated in article (7-8) regarding "Listed Company Obligations" of the Boursa Kuwait Rulebook, and since NIND has been classified in the premier market.

بالإشارة الى الموضوع اعلاه وعملا باحكام المادة رقم (7-8) بشأن "التزامات الشركة المدرجة" من قواعد البورصة ، وحيث تم تصنيف (صناعات) ضمن السوق الاول.

Kindly be informed that the Analyst/Investors Conference for the first Quarter ended 31/03/2023 was held on Thursday 18/05/2023 at 1.00 pm (KT) through a live webcast, there was no disclosure of any material information.

يرجى العلم بان مؤتمر المحللين / المستثمرين للربع الاول المنتهي في 2023/03/31 قد انعقد يوم الخميس الموافق 2023/05/18 في تمام الساعة 1.00 ظهراً بتوقيت دولة الكويت عن طريق بث مباشر عبر شبكة الانترنت Live Webcast ولم يتم الافصاح عن أية معلومات جوهرية.

Furthermore, attached is the presentation of the Analyst /Investor Conference.

ويسعدنا ان نرفق لكم العرض التقديمي لمؤتمر المحللين / المستثمرين .

وتفضلوا بقبول وافر الاحترام،،،

Sincerely

Ahmed M. Hassan

Chief Executive Officer

احمد محمد حسن

الرئيس التنفيذي



NATIONAL INDUSTRIES GROUP HOLDING (K.P.S.C)



Analysts and Investors Presentation

1st Quarter Ended
31 March 2023

18th May 2023

DISCLAIMER



The information set out in this presentation and provided in the discussion subsequent thereto does not constitute an offer or solicitation of an offer to buy or sell securities. It is solely for use at an investor presentation and is provided as information only. This presentation does not contain all of the information that is material to an investor. This presentation has been prepared by, and is the sole responsibility of NIG.

The information herein may be amended and supplemented and may not as such be relied upon for the purpose of entering into any transaction. This presentation may not be reproduced (in whole or in part), distributed or transmitted to any other person without the Company's prior written consent.

The information in this presentation and the views reflected therein are those of the Company and are subject to change without notice. All projections, valuations and statistical analyses are provided to assist the recipient in the evaluation of the matters described herein. They may be based on subjective assessments and assumptions and may use one among alternative methodologies that produce different results and, to the extent that they are based on historical information, they should not be relied upon as an accurate prediction of future performance. These materials are not intended to provide the basis for any recommendation that any investor should subscribe for or purchase any securities. We strongly recommend that a prospective investor seeks the advice of a duly licensed consulting body specialized in the content of this presentation and with his, her or its own legal, business and tax advisors to determine the appropriateness and consequences of any investment in any securities to arrive at an independent assessment of such investment.

Past performance is not indicative of future results. NIG is under no obligation to update or keep current the information contained herein. No person shall have any right of action against the Company or any other person in relation to the accuracy or completeness of the information contained in this presentation. No person is authorized to give any information or to make any representation not contained in and not consistent with this presentation, and, if given or made such information or representation must not be relied upon as having been authorized by or on behalf of the company.

This presentation does not constitute an offer or an agreement, or a solicitation of an offer or an agreement, to enter into any transaction (including for the provision of any services).

Certain statements in this presentation may constitute forward-looking statements. These statements reflect the Company's expectations and are subject to risks and uncertainties that may cause actual results to differ materially and may adversely affect the outcome and financial effects of the plans described herein. You are cautioned not to rely on such forward-looking statements. The company does not assume any obligation to update its view of such risks and uncertainties or to publicly announce the result of any revisions to the forward-looking statements made herein.

INDEX



1. Introduction
2. Subsidiaries Outlook
3. Financial Performance
4. Financial Position



مجموعة
الصناعات الوطنية
(المصرية)
NI Group
National Industries Group
(Holding)

ANALYST AND INVESTORS PRESENTATION

Introduction to NIG

ABOUT NIG

National Industries Group Holding (NIG) commenced its operation as a building materials manufacturing company founded back in 1961. NIG was listed on the Boursa Kuwait in 1984. NIG's growth from a building materials manufacturer to a multinational conglomerate is a great saga of dedication and commitment. Today, NIG manages several and manifold activities in core businesses including Building Materials, Petrochemicals, Oil & Gas Services, Mechanical Industries, Utilities, Real estate, Infrastructure, Financial Services and financial investments.

ABOUT NIG

Through the asset management expertise in managing financial portfolios, equity shares, and direct investment has brought home creditable and laudable profits to its shareholders.

The Group now owns major equities in various companies thriving in the financial investment and industrial investment sectors both regionally and internationally. NIG has spread its wings far and wide with simultaneous Investments in the Kingdom of Saudi Arabia, United Arab Emirates, United Kingdom and the United States with major equities in several prominent companies in the region including Oil & Gas and Petrochemical Companies.



مجموعة
الصناعات الوطنية
(المصرية)
NI Group
National Industries Group
(Holding)

ANALYST AND INVESTORS PRESENTATION

Subsidiaries Outlook

SUBSIDIARIES OUTLOOK



National Industries Company – KPSC (NICBM)

NIC was established in Kuwait in 1961 to manufacture and market building materials and infrastructure products. NIC remains a leader in the construction and building material sector in Kuwait and GCC due to the expansion of its industrial base and its commitment to a product diversification strategy to guarantee income growth and an increase in shareholders' equity. NIC owns and operates 16 production plants and a quarry and has 1800 employees.



SUBSIDIARIES OUTLOOK




Ikarus Petroleum Industries Company - KSCC


Ikarus Petroleum Industries is well established as a leading investor in the energy industry throughout the Middle East. The Middle East region is rapidly growing as a global center in the production of petrochemicals.

IKARUS owns a controlling stake in Middle East Chemical Company Limited which owns 100% of a KSA-based Chlor Alkali producer (SACHLO). SACHLO produces caustic soda, chlorine, hydrochloric acid and sodium hypochlorite.

إيكاروس



ساحلو
SACHLO




SUBSIDIARIES OUTLOOK




Noor Financial Investment Company - KPSC


Noor Financial Investment Company (“Noor”) was established in Kuwait in 1996 and its shares were listed on the Kuwait Stock Exchange in May 2006. Noor is engaged in investment activities and financial services primarily in Kuwait, the Middle East, Asia, and other emerging markets. Noor offers a full spectrum of innovative and unrivalled investment and financial services which include both advisory and asset management.



Meezan Bank
The Premier Islamic Bank




SUBSIDIARIES OUTLOOK



Al Durra National Real Estate

Al Durra National Real Estate Company was established in 2005 to provide leadership in the expanding real estate industry throughout the GCC countries and the MENA region.

Al Durra National Real Estate company is involved in every facet of the real estate industry, including purchasing, developing and selling both properties and land. Al Durra is also a leader in property maintenance throughout the region.



SUBSIDIARIES OUTLOOK



Proclad Group

Proclad Group has firmly established itself as one of the leading suppliers of integrated solutions to a diverse range of market sectors with manufacturing facilities in United Arab Emirates, United Kingdom and Europe. With a commitment to providing clients with the complete service, Proclad has developed a group of specialist companies through a combination of investment and acquisition.



ANALYST AND INVESTORS PRESENTATION



Financial Performance

FINANCIAL PERFORMANCE



Earnings Per Share (EPS) & Net Profit Quarter Ended 31 March 2022 & 2023

Earnings Per Share (EPS)



Profit attributable to owners of parent company



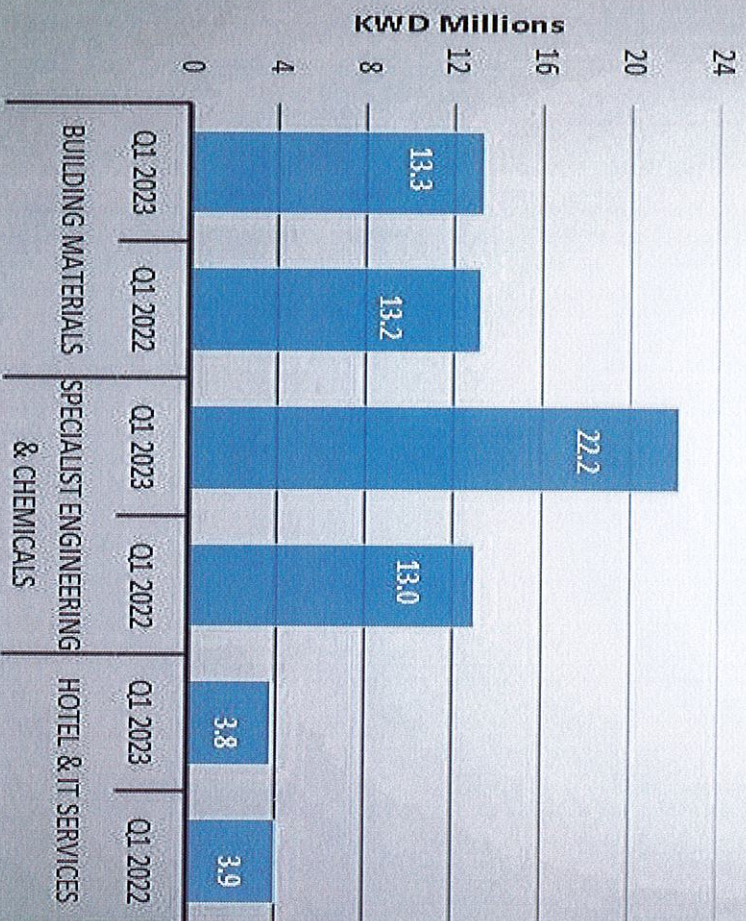
FINANCIAL PERFORMANCE



Sales Split and Investment Revenue

Quarter Ended 31 March 2022 & 2023

Sales Split



Investment Revenue



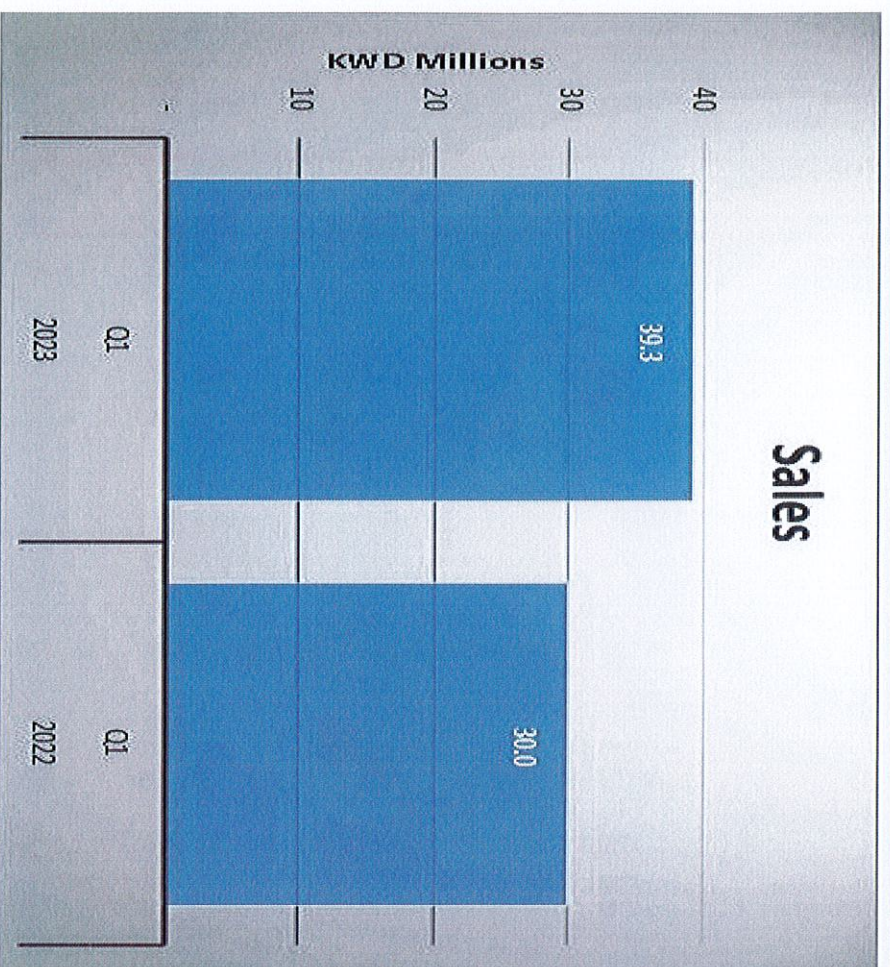
FINANCIAL PERFORMANCE



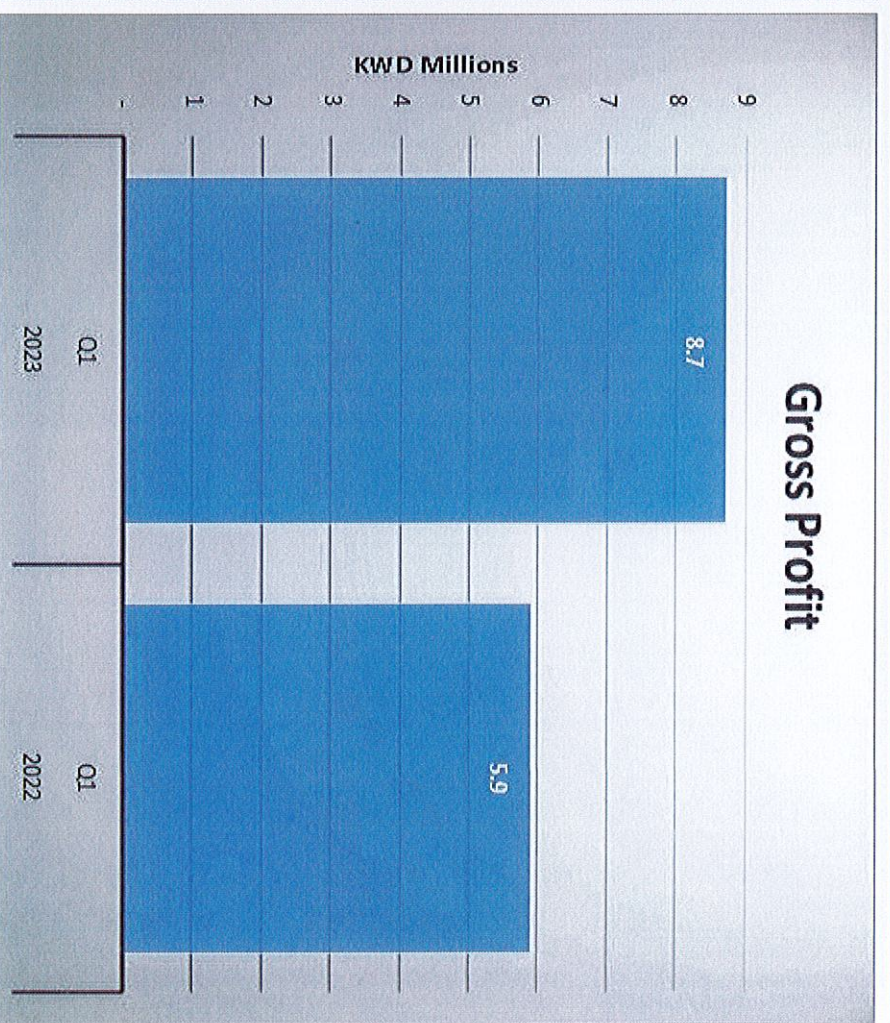
Sales and Gross Profit

Quarter Ended 31 March 2022 & 2023

Sales



Gross Profit

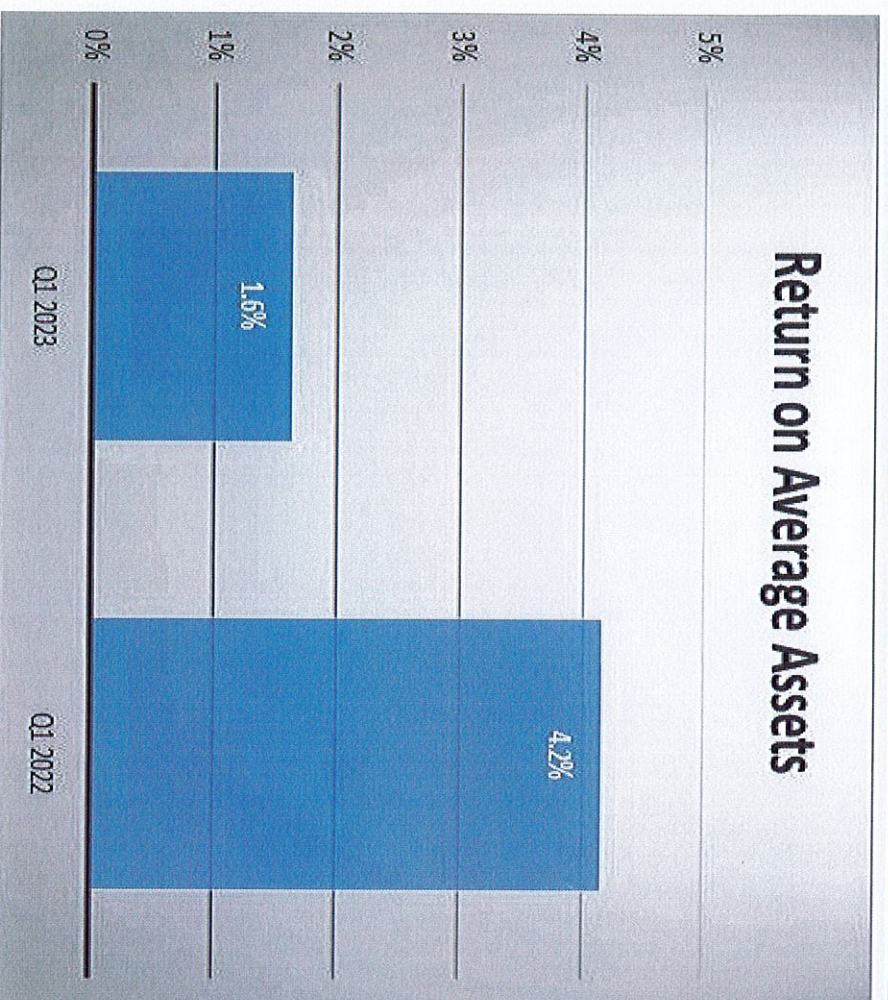


FINANCIAL PERFORMANCE

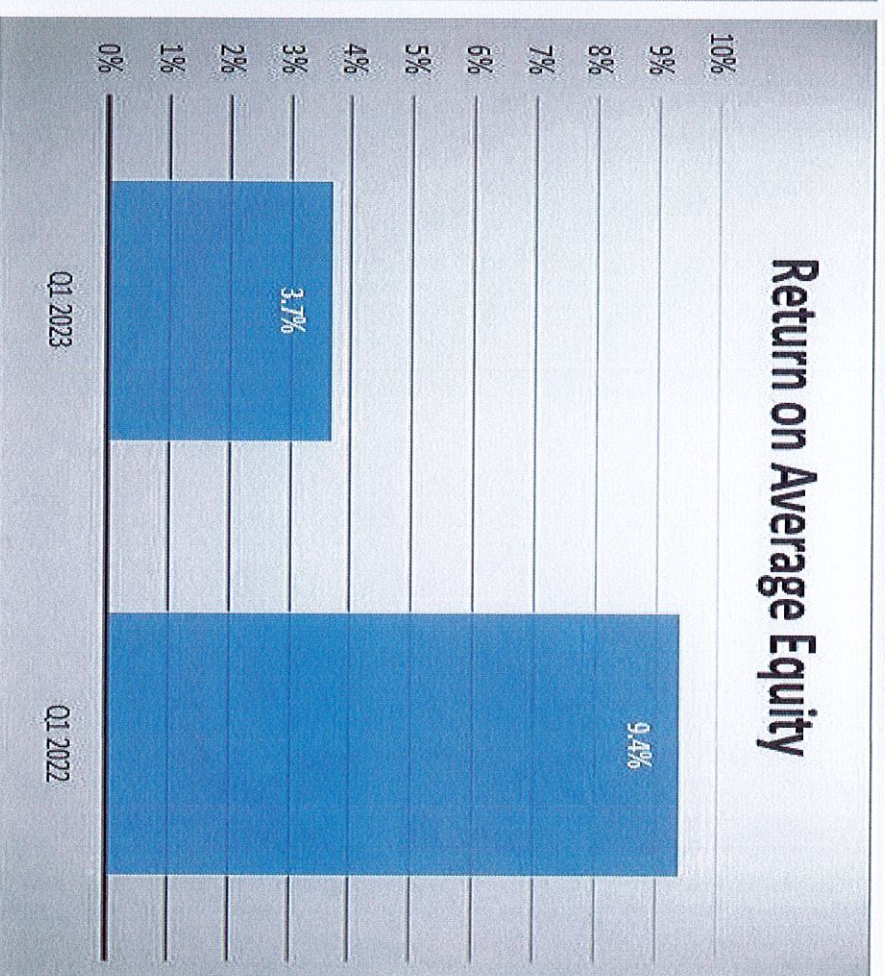


Return on Average Assets and Average Equity Quarter Ended 31 March 2022 & 2023

Return on Average Assets



Return on Average Equity





مجموعة
الصناعات الوطنية
(عمان)
NI Group
National Industries Group
(Holding)

ANALYST AND INVESTORS PRESENTATION

Financial Position

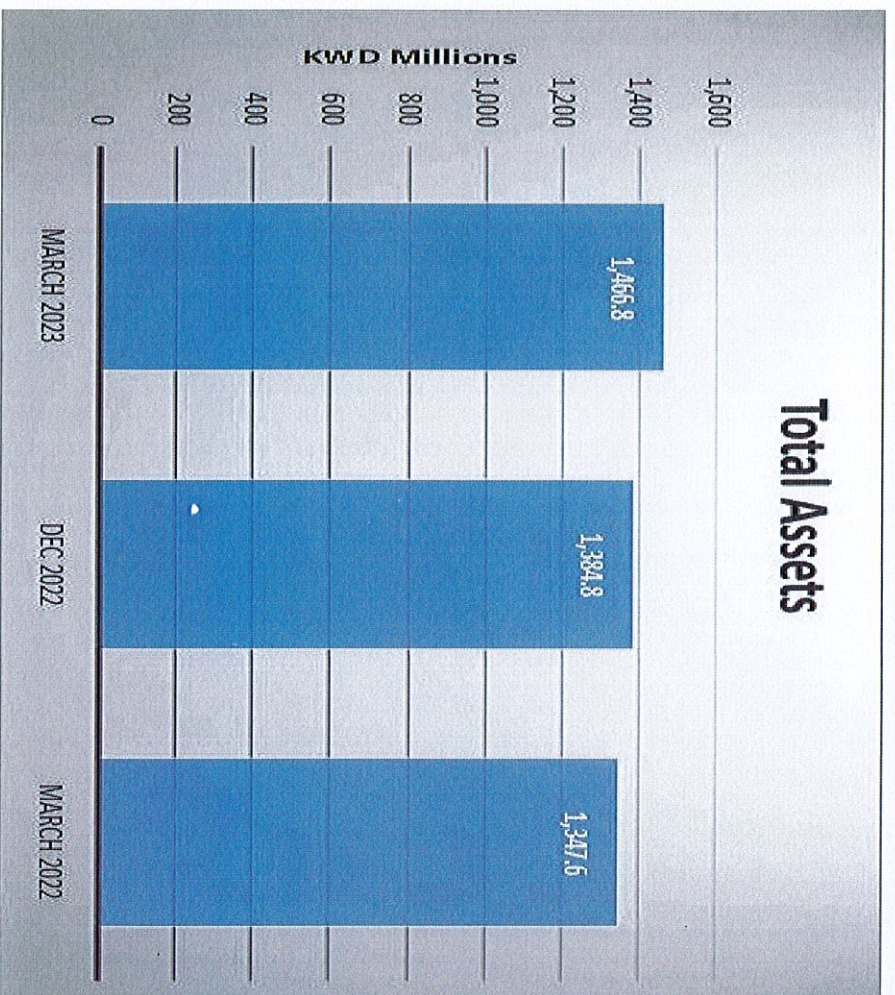
FINANCIAL POSITION



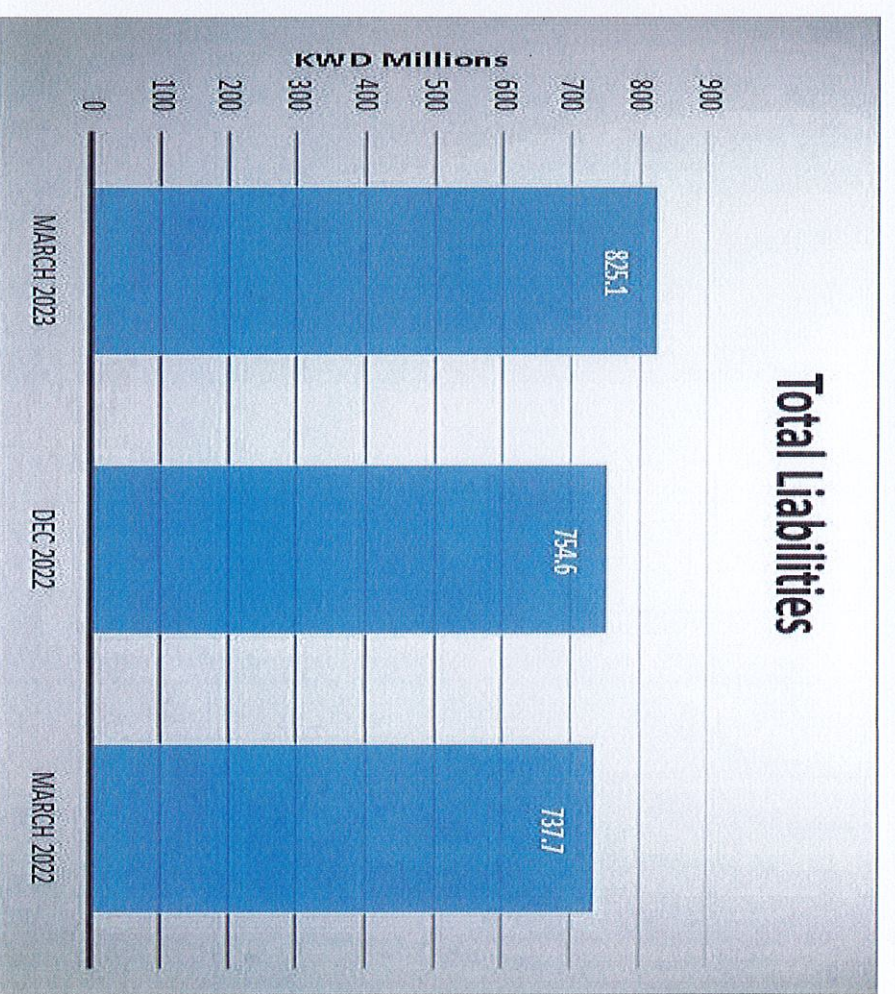
Total Assets & Liabilities

31 March 2023 / 31 December 2022 / 31 March 2022

Total Assets



Total Liabilities



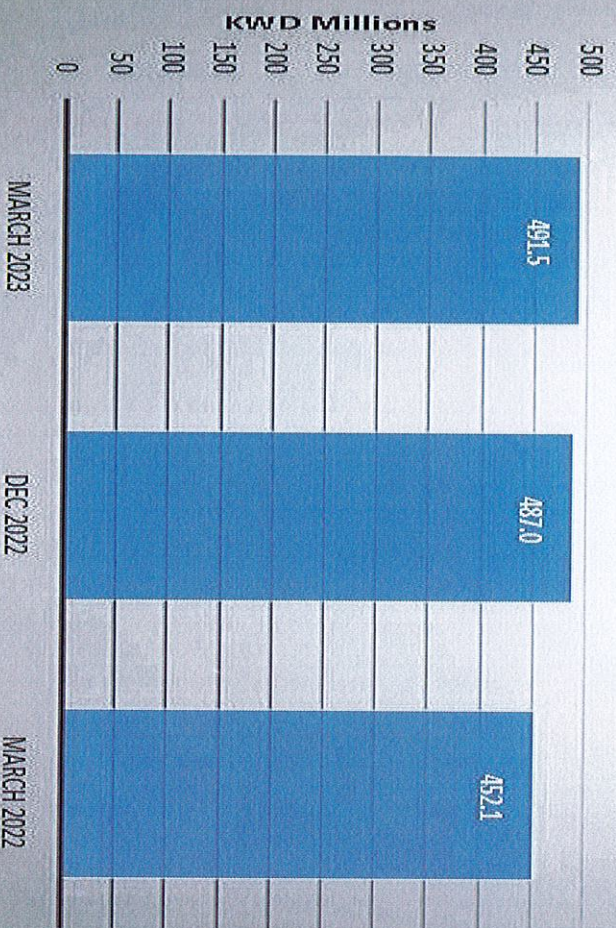
FINANCIAL POSITION



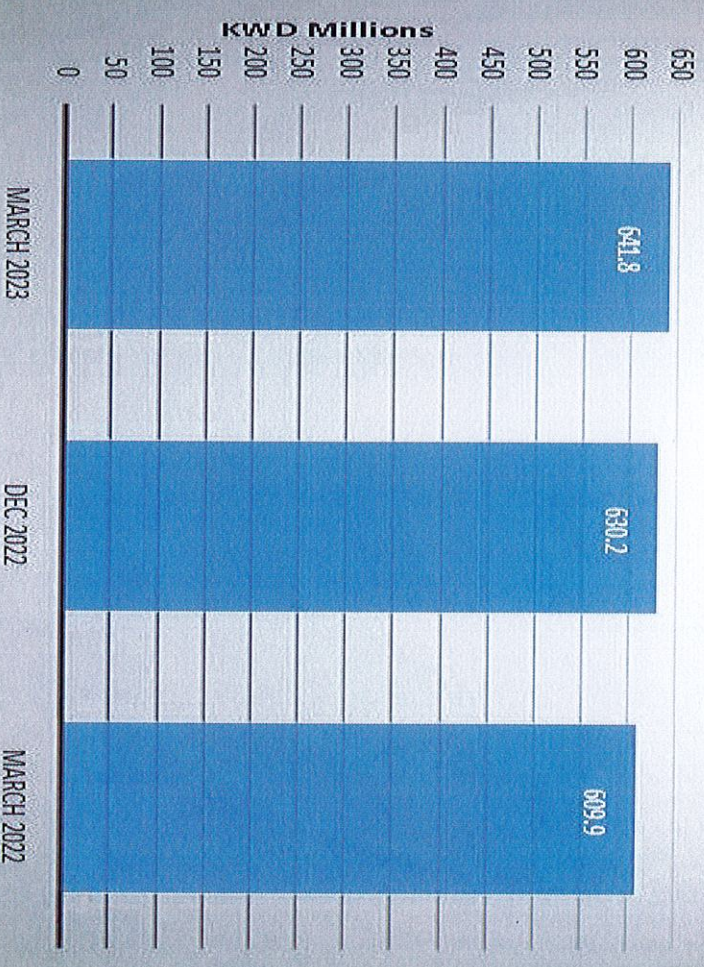
Equity

31 March 2023 / 31 December 2022 / 31 March 2022

Equity attributable to owners of Parent Company



Total Equity





ANALYST AND INVESTORS PRESENTATION

Subsidiaries Financial Performance

SUBSIDIARIES

FINANCIAL PERFORMANCE



Noor Financial Investment Company – KPSC (NOOR)

Quarter Ended 31 March 2023 & 2022

Noor - Revenue



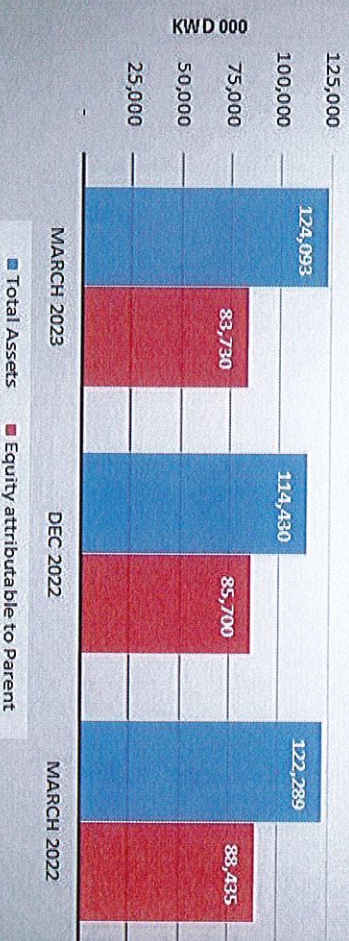
Noor - Net Profit



Noor - Earnings Per Share (EPS)




Noor- Total Assets & Equity Attributable to Owners of Parent



SUBSIDIARIES

FINANCIAL PERFORMANCE



Al Durra National Real Estate – KSCC

Quarter Ended 31 March 2022 & 2023

Al Durra - Revenue



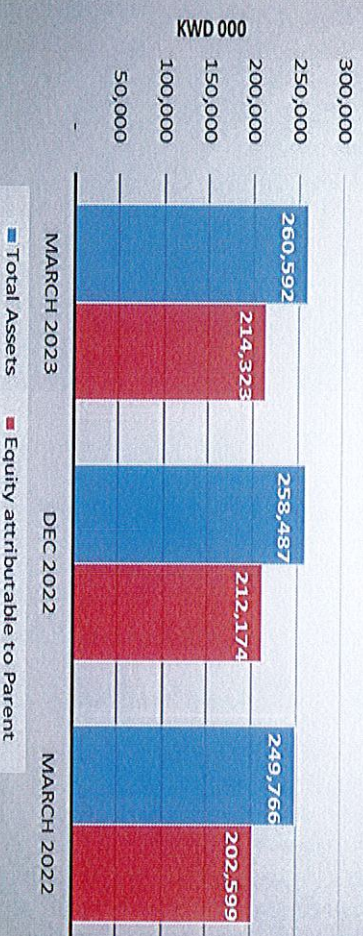
Al Durra - Net Profit



Al Durra - Earnings Per Share - (EPS)



Al Durra - Total Assets & Equity Attributable to Owners of Parent



SUBSIDIARIES


FINANCIAL PERFORMANCE




Ikarus Petroleum Industries Company – KSCC (IKARUS)

Quarter Ended 31 March 2022 & 2023

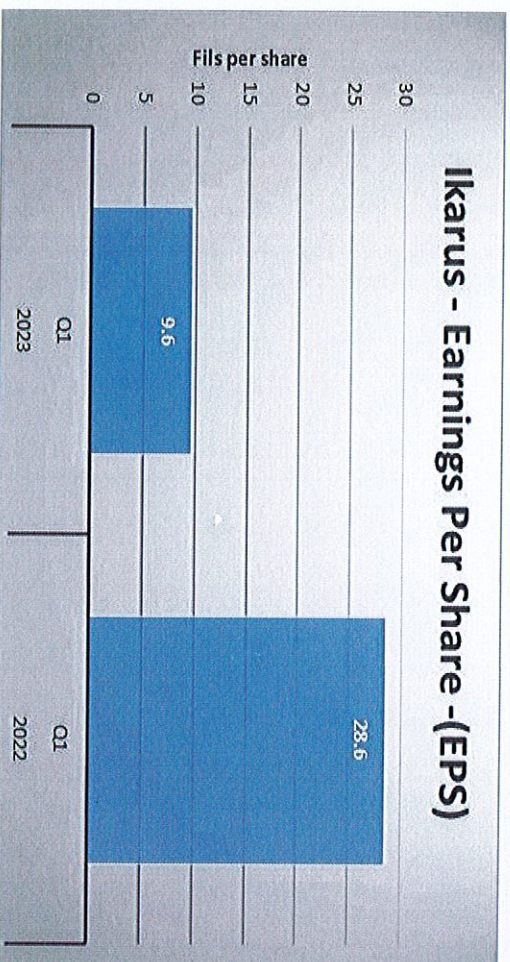
Ikarus - Revenue



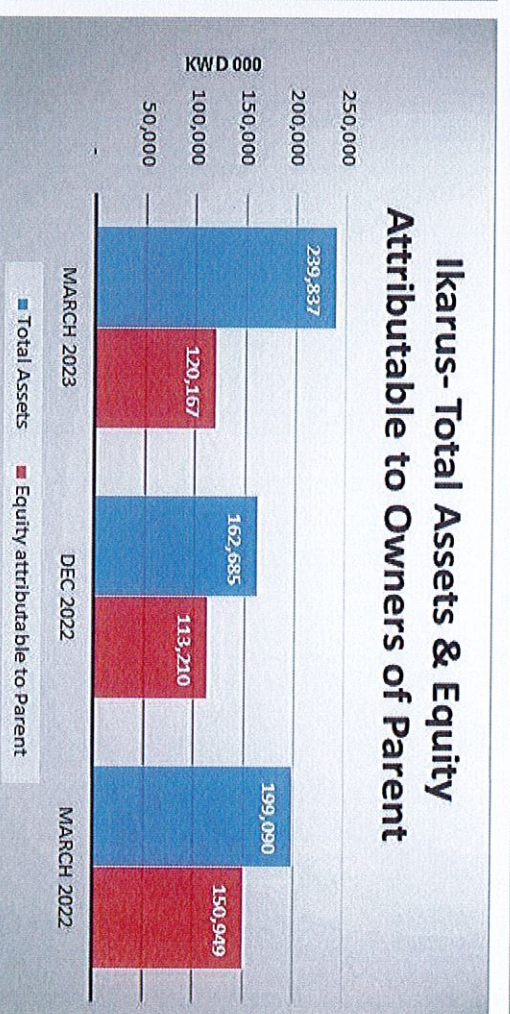
Ikarus - Net Profit



Ikarus - Earnings Per Share -(EPS)



Ikarus- Total Assets & Equity Attributable to Owners of Parent



SUBSIDIARIES


FINANCIAL PERFORMANCE



National Industries Company – KPSC (NICBM)

Quarter Ended 31 March 2022 & 2023


NICBM - Revenue



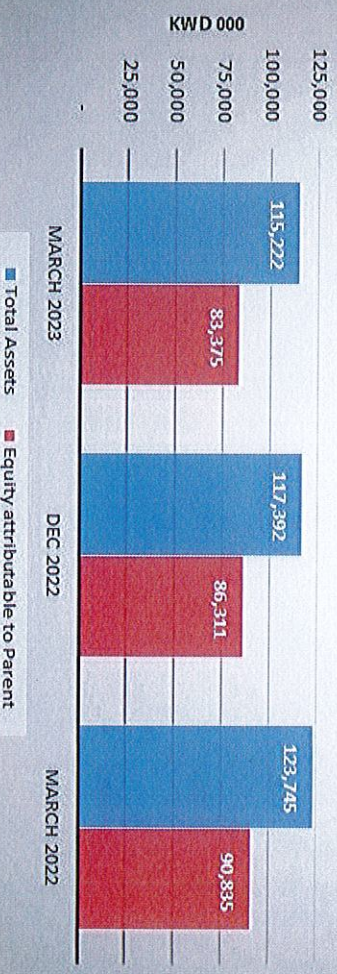
NICBM - Net Profit



NICBM - Earnings Per Share (EPS)



NICBM - Total Assets & Equity Attributable to Owners of Parent



THANK YOU